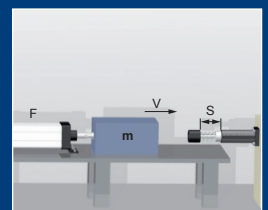


Shock Absorbers

Mega-Line WE-M 7,5



ONLINE
Calculation +
2D / 3D CAD Download



Benefits

Adjustable

Extended life cycle:

- Piston rod: hard-chrome plated
- Housing zinc plated
- Robust design type

High performance range

- Energy absorption up to 44000 Nm / Stroke

Spring return

Maintenance-free

Ready for Installation

Temperature:

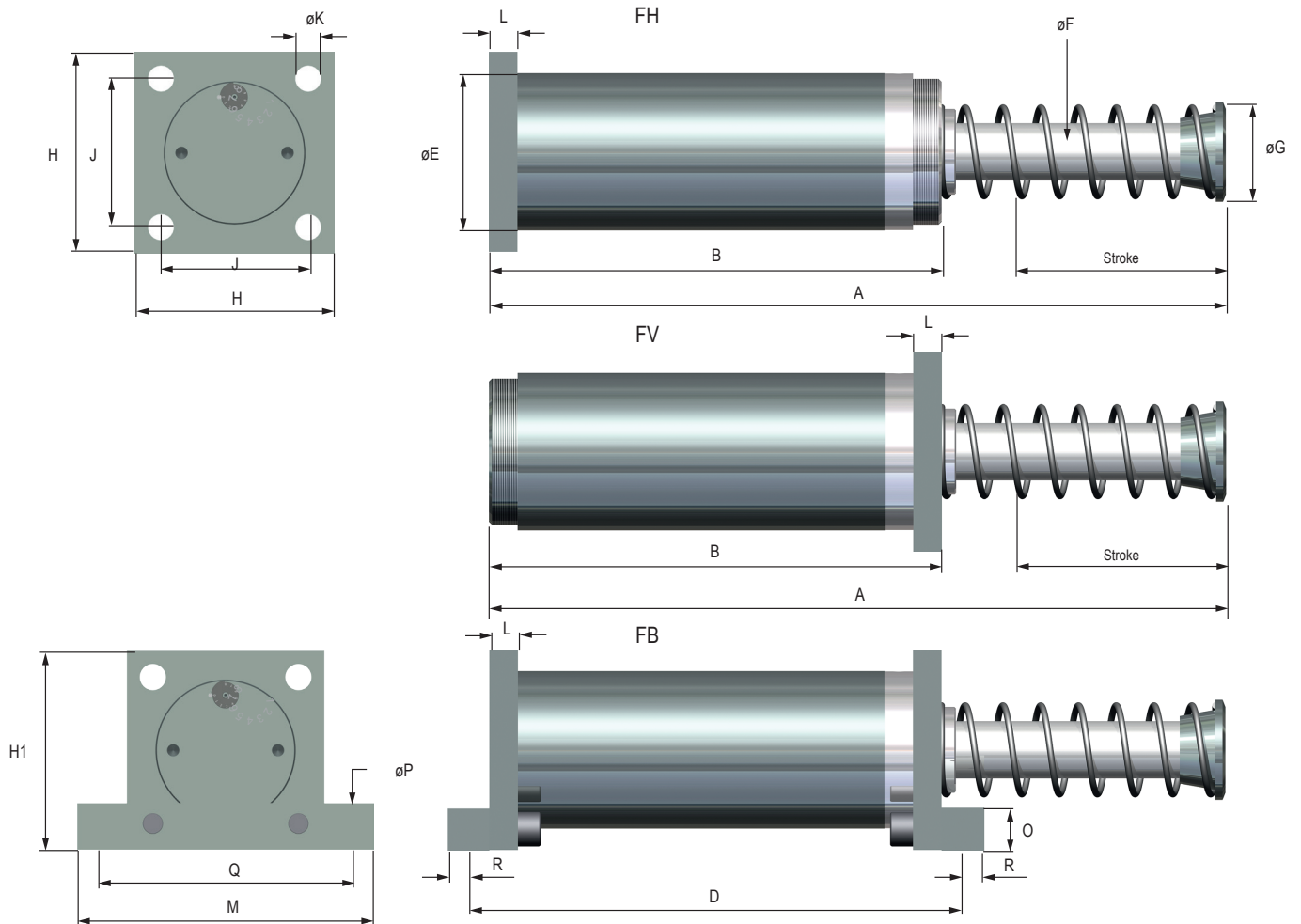
Standard: -20°C-...+80°C

Low temperature: -50°C-...+60°C

High temperature: 0°C-...+120°C

Special models:

- Outdoor: Housing and seal bushing painted conforming to DIN ISO 12944-C5L
Piston rod: nickel (30 µm) and hardchrome (20 µm) plated



End stop required 2 - 3 mm before the stroke ends

DIMENSIONS

	A	B	D	øE	øF	øG	H	J	øK	L	M	H1	O	øP	Q	R	Weight
	mm	mm	mm	mm	mm	mm	mm	mm	mm	mm	mm	mm	mm	mm	mm	mm	kg
WE-M 7,5-125	490	301	333	130	45	80	170	125	22	20	255	160	40	22	216	24	29
WE-M 7,5-200	641	376	408	130	45	80	170	125	22	20	255	160	40	22	216	24	34
WE-M 7,5-300	895	471	503	130	45	80	170	125	22	20	255	160	40	22	216	24	41

PERFORMANCE

	Stroke	Energy absorption		Effective mass				Return spring force
				-0		-1		
	mm	Nm / HB (max.)	Nm/h (max.)	min. kg	max. kg	min. kg	max. kg	N
WE-M 7,5-125	125	16000	2320000	500	1580	1280	158000	200 - 450
WE-M 7,5-200	200	28000	3640000	875	2765	2240	224000	200 - 450
WE-M 7,5-300	300	44000	5280000	1375	4345	3520	244000	200 - 450

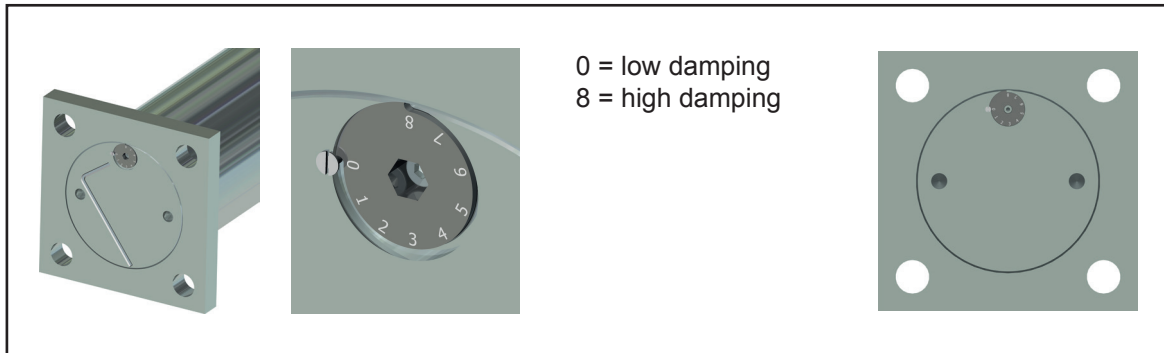
Technical data at + 20°C

Technical Data

Weight	7,5 - 125:	29,0 kg
	7,5 - 200:	33,5 kg
	7,5 - 300:	41,0 kg
Return spring force	7,5 - 125:	200 N/min - 450 N/max
	7,5 - 200:	200 N/min - 450 N/max
	7,5 - 300:	200 N/min - 450 N/max
Housing	Zinc plated	
Piston rod	Hard - chrome plated	
RoHS - compliant	Directive 2002/95/EG	

Adjustment:

The adjustment can be done with the hexagonal adjustment screw in the bottom of the housing.



Adjustment: It is not allowed to adjust the shock absorber in operation conditions or during the operation.

In order to adjust the shock absorber set the adjustment screw to „6“ if the velocity is $<1,3$ m/s or to „4“ if the velocity is $>1,3$ m/s. Internal damage to the shock absorber can occur, if not adjusted in gradual increments. Do not drive in the final position under full load. If the damping is not sufficient, increase continuously by rotating the adjustment to the next higher number. Maximum damping is achieved, when the highest number on the scale is reached. If the mass impacts excessively hard on the shock absorber (stop cap) the damping should be reduced by rotation of the adjustment to the next smaller number. Minimum damping is at „0“ setting. Secure the adjustment with the threaded pin. A hexagonal key is supplied for this purpose.

Safety Instructions

Before installation, commissioning, servicing and repair the data sheet is to be noticed. This work may only be performed by trained, introduced staff.

Electric connections according to the suitable national regulation. For Germany: VDE regulation VD E0100

Before all repair and servicing works the energy supplies (main switch, etc.) have to be switched off! Moreover, measures are necessary to prevent an unintentional reconnect. For example, a warning sign "service works" or "maintenance work", applied to the switch.

Designated use

Check before installation and make sure the type name on the shock absorber or on the packaging is corresponding with delivery note. Industrial shock absorbers are maintenance-free and ready for installation.

- Temperature influence: at higher temperatures the shock absorber characteristic will change.
- Movable loads have to be protected during the installation and maintenance against unintentional processes.
- In operation outside the allowed temperature range, the shock absorber can lose his function. Due to heat radiation don't paint the shock absorber.
- Fluids, gases and a dirty environment can affect or destroy the sealing system of the shock absorber. The result could be a failure malfunction. Piston rod and sealing system has to be protected against fluids, gases and a dirty environment.
- Damages at the piston rod can destroy the sealing system. Don't grease or oil the piston rod.
- Avoid traction forces on the piston rod to present internal damages.
- The shock absorber can be pulled out of the construction during the impact. The construction needs to be able to resist the max counterforce. Sufficient security must be calculated.
The maximum counterforces performed in the calculation program can vary from the really appearing counter forces, because these are based on theoretical values.

Fundamentals

Shock absorbers may under no circumstances be:

-painted



-welded



-held with clamps



-used on pull*



(exception: clevis mounting)

In hazardous environments (dirt, humidity, oil) shock absorbers must be protected against damage and failure with the necessary accessory. If several shock absorbers are used on the same application, the deceleration has to be distributed equally. The "Torque" (PERFORMANCE) indicates the maximum force by using the flats. The Weforma catalogue shows technical data with both minimum and maximum values. If a product is to be used in continuous operation and within a range of 20% from the minimum and maximum values shown, then written confirmation of suitability of use from Weforma is necessary.

Important information

Liability

Due to the number of possible uses of our products and the conditions of use that lie outside of our scope of influence, we accept no liability as to whether the purchase object is suitable for the Client's intended purpose. The verification to this effect, in particular the verification as to whether the purchase object is suitable for the planned use, is the responsibility of the Client alone, unless expressly agreed otherwise in writing.

For the reasons we accept no liability for the suitability of the purchase object for the purpose intended by the Client, except in cases of intent or gross negligence.

With damages, the not designated use and from high-handed, in these instructions do not originate to intended interventions, any guarantee and liability claim goes out towards the manufacturer.

Guarantee

By non-use of the original spare parts the guarantee claim goes out.

Environment protection

By the exchange from damaged parts is to be respected to a proper disposal.