


HIGHLIGHTS

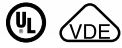
- Electrical insulation, class I
- ED 100%
- Diode not integrated
- Class 180° C

PRODUCT DESCRIPTION

Solenoid micro pump series E 150 comprises 7 different models, with maximum flow rate of 270 cc/min and maximum pressure 3.1 bar. These pumps are suitable for continuous working (ED 100%). The E150's are available with hose barb inlet connection, while the outlet is available both with hose barb and G1/8" thread connection.

DESCRIZIONE PRODOTTO

La micro pompa solenoid serie E150 include 7 diversi modelli, con portata massima di 270 cc/min e pressione massima di 3.1 bar. Queste pompe possono lavorare in continuo (ED 100%). Le E150 sono disponibili con attacco in ingresso portagomma, mentre l'uscita è disponibile sia con portagomma che con attacco filettato G1/8".



Coffee



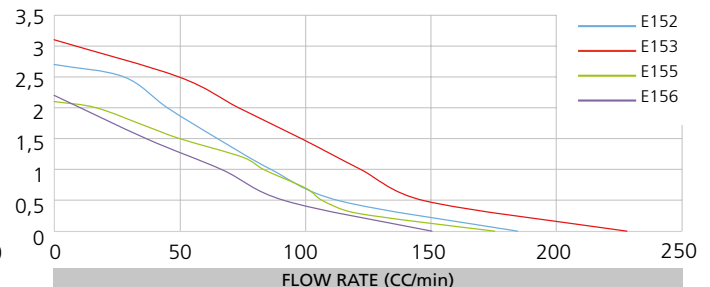
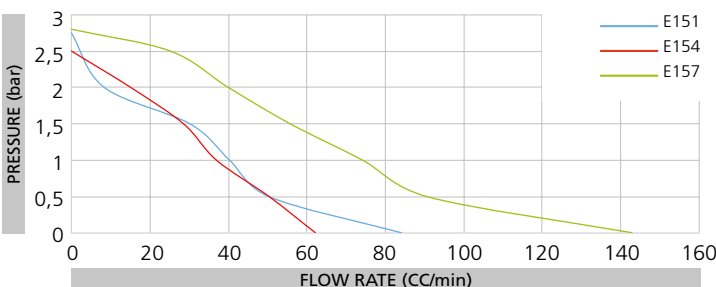
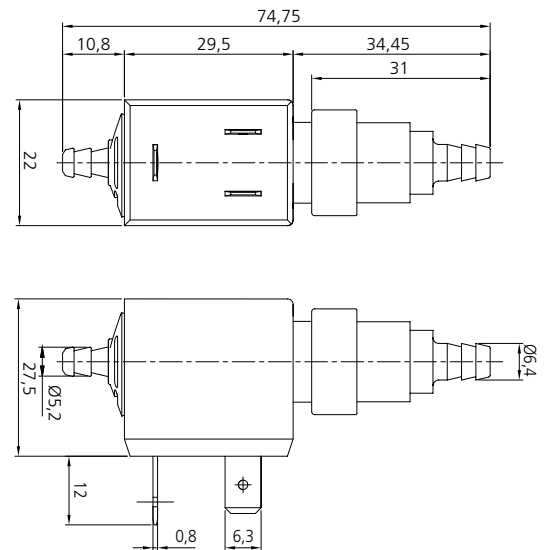
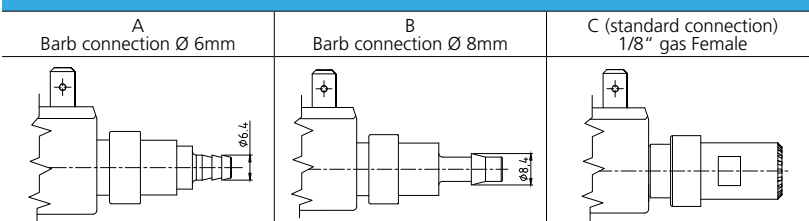
Steam

Refrigeration
Air-conditioning
GENERAL FEATURES / CARATTERISTICHE GENERALI

Tube guide material / Materiale del tubo guida	PA66/PPS	
Seal material / Materiale guarnizioni	EPDM + NBR or FKM	
Fluid temperature / Temp. fluido	35°C	
Ambient temperature / Temp. ambiente	80°C	
Working fluids / Fluidi di lavoro	Water	
Electrical connect. / Connes. elettrica	6,3 x 0,8 fast-on terminal	
Insulation class / Classe di isolamento	H	
Hydraulic connections / Connessione idraulica	INLET: Hose barb	OUTLET: Hose barb - G1/8"
Mounting position / Posizione di fissaggio	any	

SPECIFICATIONS / CARATTERISTICHE

MODEL	Voltages	ON/OFF	Class	Coil Power Watt	Approvals
E151	230V ~ 50 Hz	ED100%	H	15W	VDE
	120V ~ 60 Hz	ED100%	H	15W	UL
E152	230V ~ 50 Hz	ED100%	H	19W	VDE
	120V ~ 60 Hz	ED100%	H	19W	UL
	24V ~ 50 Hz	ED100%	H	19W	-
	12V ~ 50 Hz	ED100%	H	19W	-
E153	230V ~ 50 Hz	ED100%	H	15W	VDE
	120V ~ 60 Hz	ED100%	H	15W	UL
E154	230V ~ 50 Hz	ED100%	H	15W	VDE
	120V ~ 60 Hz	ED100%	H	15W	UL
E155	230V ~ 50 Hz	ED100%	H	15W	VDE
	120V ~ 60 Hz	ED100%	H	15W	UL
E156	230V ~ 50 Hz	ED100%	H	11W	-
	120V ~ 60 Hz	ED100%	H	11W	-
E157	230V ~ 50 Hz	ED100%	H	19W	VDE
	120V ~ 60 Hz	ED100%	H	19W	UL
	24V ~ 50 Hz	ED100%	H	19W	-
	12V ~ 50 Hz	ED100%	H	19W	-


HYDRAULIC CONNECTION OUTLET / Collegamento idraulico di uscita

HYDRAULIC CONNECTION INLET / Collegamento idraulico di entrata
